






**1092**

**CHIAVE A TUBO DOPPIA PROFESSIONALE - acciaio chrom vanadium**  
**DOUBLE TUBULAR WRENCHES - PROFESSIONAL - chrom vanadium steel**

**Pro**  
 INDUSTRIAL



DIN 896

		↳ L ↳	foro-hole			
1092.067	6-7	110	7	38	6	8011578935948
1092.089	8-9	110	7	42	6	8011578935962
1092.101	10-11	122	7	72	6	8011578935986
1092.123	12-13	140	9	93	6	8011578936006
1092.145	14-15	140	9	95	6	8011578936020
1092.167	16-17	152	10,5	124	6	8011578936044
1092.189	18-19	162	13	172	6	8011578936068
1092.202	20-22	172	13	253	6	8011578936082
1092.213	21-23	172	15	222	2	8011578936105
1092.246	24-26	195	15	407	2	8011578936129
1092.258	25-28	192	16	394	2	8011578936143
1092.279	27-29	200	16	414	2	8011578936167
1092.302	30-32	205	17	450	2	8011578936181